



Roca

LUX

Lux

Crafted from glass, this collection delivers a clean, solid-color look with a luminous finish. Each shade brings clarity and vibrancy to modern spaces. Sleek, sustainable, and effortlessly versatile, this collection adds depth and light while supporting environmentally conscious design.



Lux Crystal 3"x12"

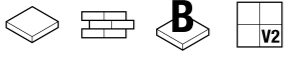
Glass Wall Mosaic

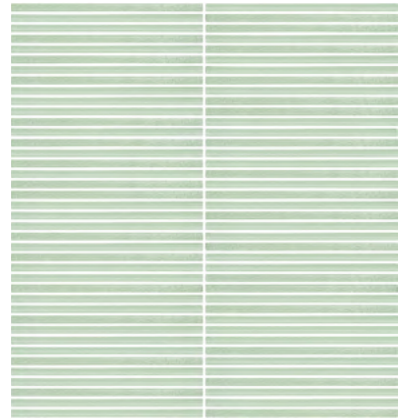
📏 **B** 📏 | 12"x12" 3"x12"



Lux

Glass Wall Mosaic


6 mm |  | 12"x12"
30x30 cm



Opal




12"x12" Fluted Mosaic



Sand




12"x12" Fluted Mosaic



Smoke



12"x12" Fluted Mosaic



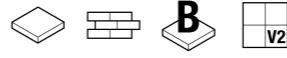
Bronze




12"x12" Fluted Mosaic

Lux

Glass Wall Mosaic


6 mm |  | 12"x12"
30x30 cm



Dune




12"x12" Stacked Mosaic



Harbor




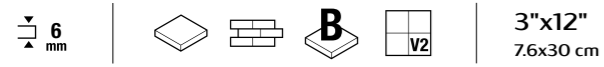
12"x12" Stacked Mosaic



Sapphire




12"x12" Stacked Mosaic



Crystal




3"x12"



Champagne



3"x12"



Pewter




3"x12"



Indigo



3"x12"



Emerald



3"x12"



Technical Specifications

CHARACTERISTICS	STANDARD	DECLARED ASTM
Water Absorption	ISO-10545/3	0%
Break Strength	C648	≥250 lbf
Chemical Resistance	C650	Unaffected
Scratch Hardness	MOHS	5
Frost Resistance	C1026	Unaffected
Thermal Shock Resistance	ISO-10545/9	Resistant
Group	See FAQ's	1
PEI- Glazed Tiles	C1027	Not Applicable
Dynamic Coefficient of Friction (DCOF)	A137.1	Not Applicable
Shade and Texture Rating	CTDA	V2
Facial Dimensions	C499	Pass
Range of Thickness	C499	Pass
Warpage	C485	Pass
Wedging	C502	Pass

Packaging Info

Size	SF per carton	PC per carton	BX per pallet
Fluted 12"x12"	0.99	11	72
Stacked 12"x12"	0.99	11	81
3"x12"	0.92	40	81

Recommended Applications

